

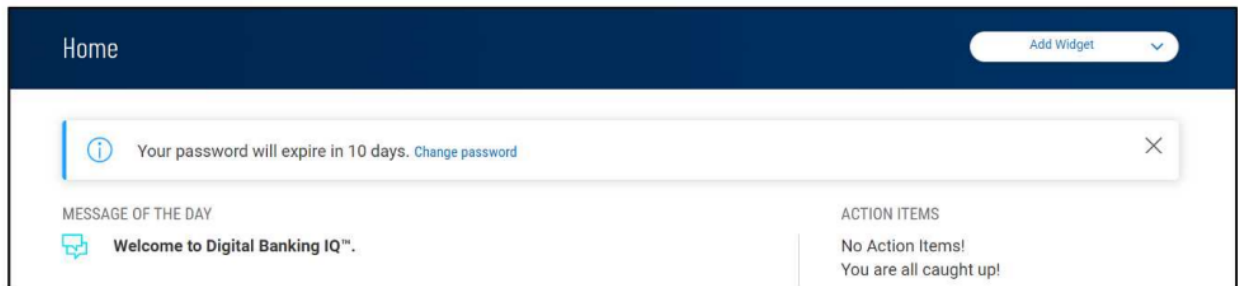
## Business Online Banking Enhancements – June 2024

As part of our ongoing efforts to continuously improve our Business Online Banking Platform the following features will be added as of June 28, 2024:

- [Password Expiration Alert Message](#)
- [Minor Amendments to the Simplified Payments Workspace](#)
- [Display OBI \(Originator to Beneficiary Information\) Field on Wire Payment Templates](#)
- [New Added Field to Loan Payments](#)

### Adding Password Expiration Banner Alert

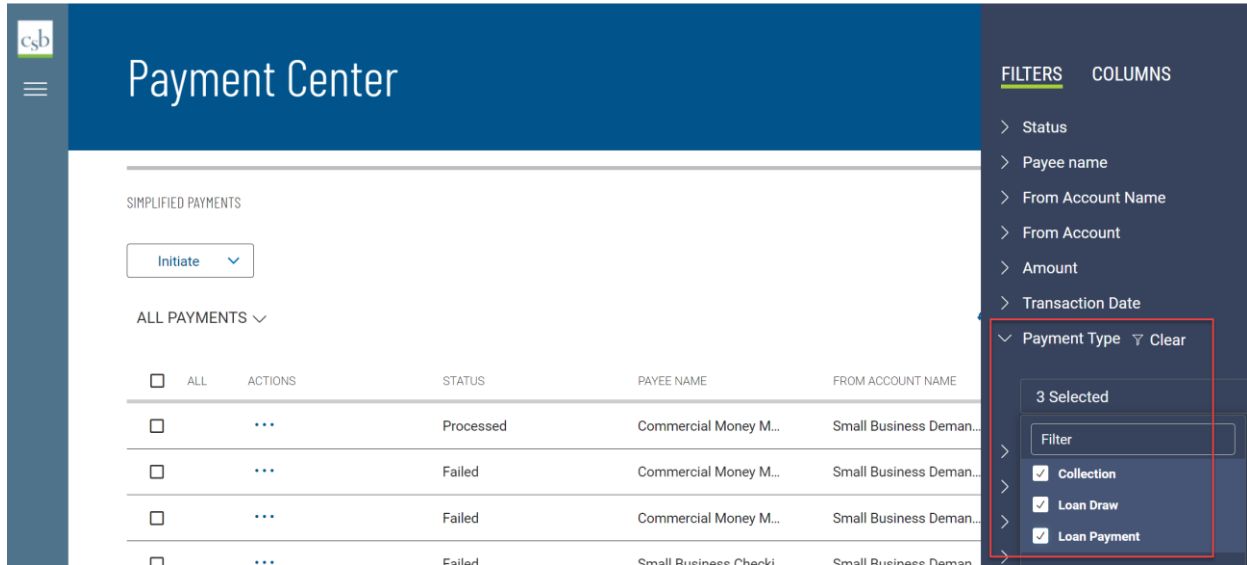
- A password expiration alert will present on home screen when your password is set to expire within 10 days. The alert will appear until the password is changed or expires.
- The alert contains a link to ***change password***.
- The alert can be closed by clicking the X.



## Simplified Payments Workspace

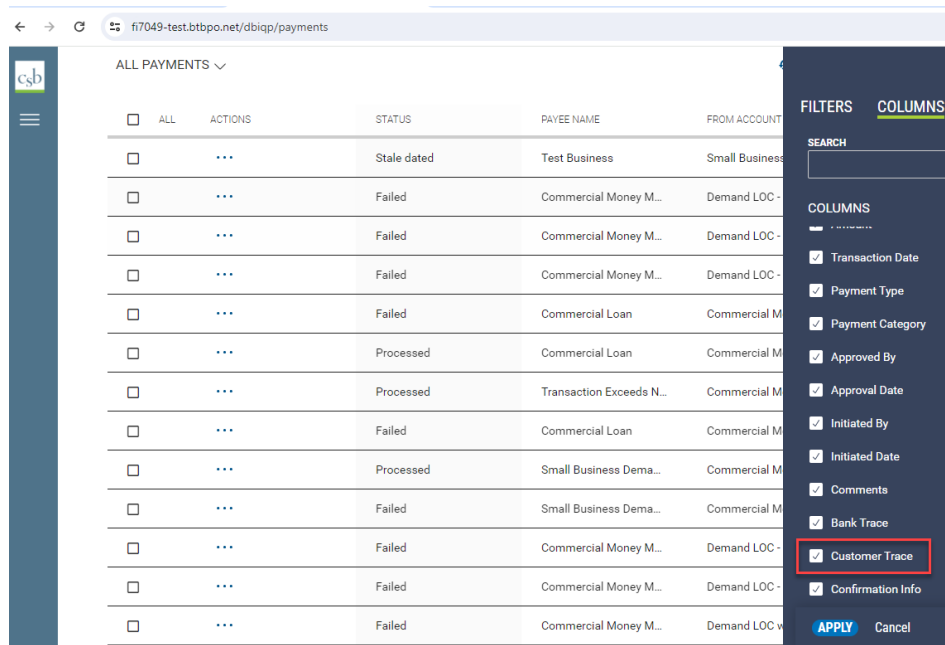
### Simplified Payments List View Filter

The payment type filter on the simplified payments list view has been updated to allow for the multi-selection of payment types.



### Simplified Payments List View Customer Trace Number

A new **customer trace** number reporting column was added to the list view for end users to locate regular, collect and employee payments by trace number.



### Simplified Payments List View Canned Views Updated

Regular and Collect payments have been added as canned views in the simplified payments list view.

The screenshot shows the 'Payment Center' interface. Under the 'SIMPLIFIED PAYMENTS' section, there is an 'Initiate' dropdown menu. Below it, the 'ALL PAYMENTS' section is active, showing a dropdown menu with three options: 'All Payments' (marked as Default), 'Collect Payments' (highlighted with a red box), and 'Regular Payments' (highlighted with a red box). A 'Requires My Approval' option is also visible. The main table displays payment records with columns for STATUS, PAYEE NAME, and FROM ACCOUNT NAME.

STATUS	PAYEE NAME	FROM ACCOUNT NAME
Processed	Commercial Money M...	Small Business Deman...
Failed	Commercial Money M...	Small Business Deman...

### Display OBI on Payment Templates

- The payment template list view has been updated to display the OBI (Originator to Beneficiary Information) field for wire templates. The OBI information is listed under Addenda/OBI column.

The screenshot shows the 'Payment Center' interface with the 'PAYMENT TEMPLATES' tab selected. A 'Create Template' dropdown menu is visible. Below it, the 'ALL TEMPLATES' section shows a list of templates with columns for PAYMENT TYPE, ADDENDA/OBI, PAYMENT CATEGORY, and PAYEE NAME. The 'ADDENDA/OBI' column is highlighted with a red box, showing values like 'testtesttesttest' and 'a1234'.

PAYMENT TYPE	ADDENDA/OBI	PAYMENT CATEGORY	PAYEE NAME
Domestic Wire	testtesttesttest	Wire	test
International Wire	testtesttesttest	Wire	test
Corporate Collections	a1234	ACH	CANDLESTICK BAR

### Corporate Loan Payments

- The corporate loan payments initiation screen has been updated to include a view only transaction date. Previously, no date was included on this screen.

**csb** < Initiate Payment

PAYMENT TYPE  
Loan Payment

**FUNDING ACCOUNT**  
Select

**LOAN ACCOUNT**  
Select

Required field cannot be blank

**TRANSACTION DATE**  
05/24/2024

**PAYMENT OPTIONS**  
Select

**AMOUNT**  
\$ 0.00

MEMO Optional  
0/80

\$0.00 | **SUBMIT** CANCEL

4/11